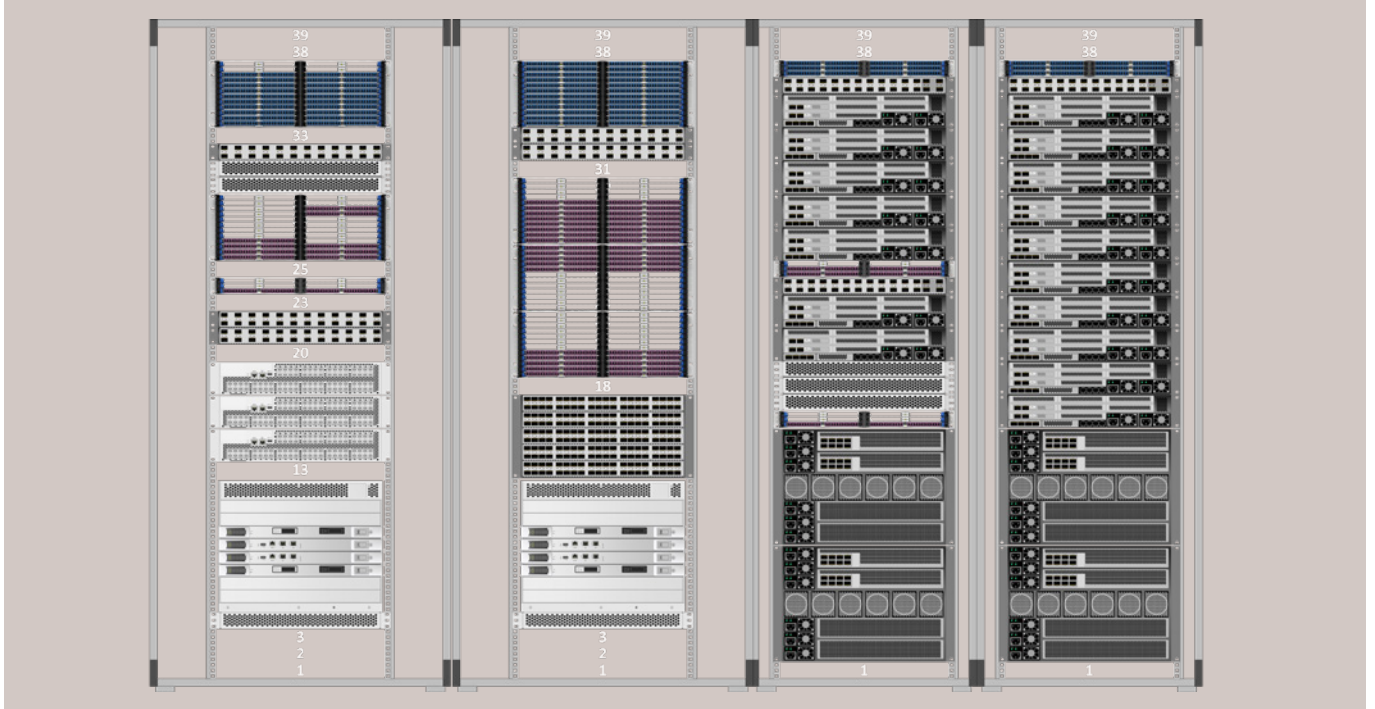


guideline



Use Visio stencils for white space in data center

Introduction

Create your rack setup for the data center white space in Microsoft Visio and create your optimal system in an easy and visual way.

With our free Visio stencils you can create your rack in an easy way. Experiment with the different products to find your optimal rack setup.

Simply test your ideas in Visio, increase the density and get all necessary product data, before placing a purchase order.

It's the easiest way to quickly test your setup!

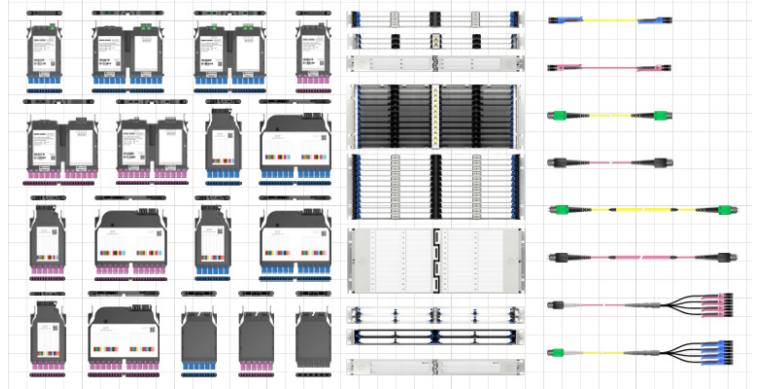
Key Features

- Download for free
 - Design your white space rack setup in no time
 - Drag-and-drop
 - 60+ shapes
-

Create your set up

Design your desired composition for 19" network or server racks.

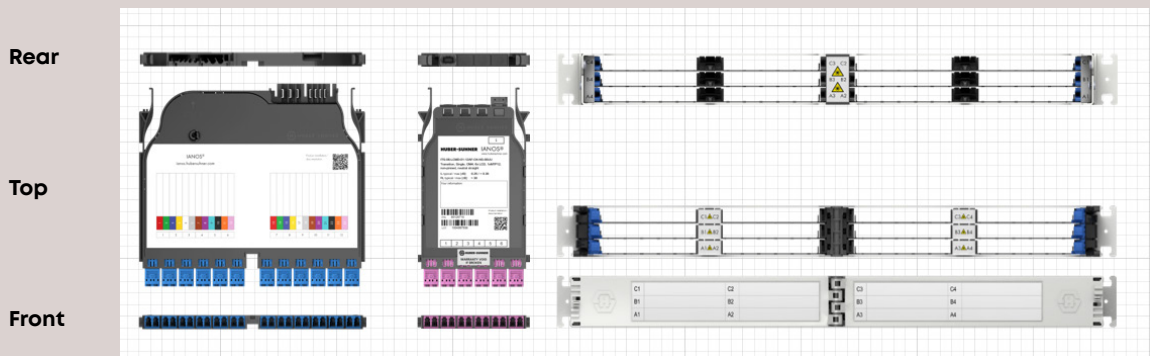
Select from products, including 1U and 4U chassis, transition, patch and splice modules and a diverse assortment of fiber optic cables to design your ideal portfolio.



Choose the rack type, chassis, modules and cables that fit your needs best.

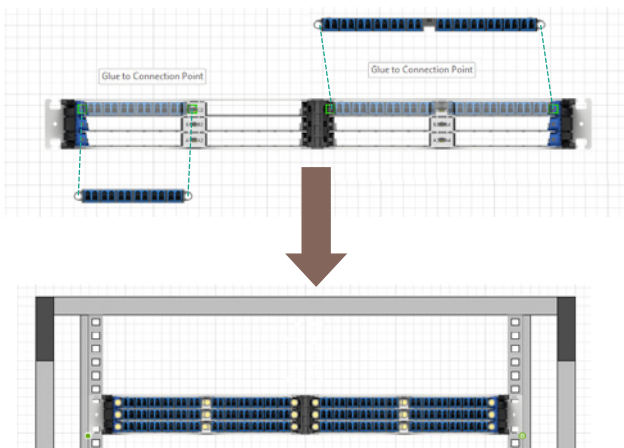
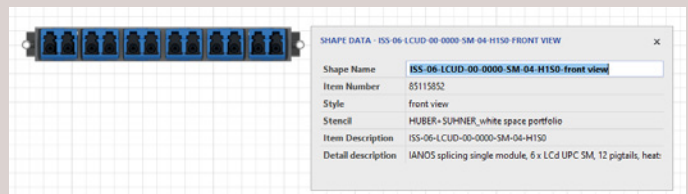
Smart visio shapes

The stencils provide a realistic look from all angles. The better visualization allows for better understanding of the setup.



Metadata

Each shape includes the product attribute, such as "item number", "shape name" or "style". Get all the product information about your pre-built custom-made rack with just a few clicks.



Easy to use

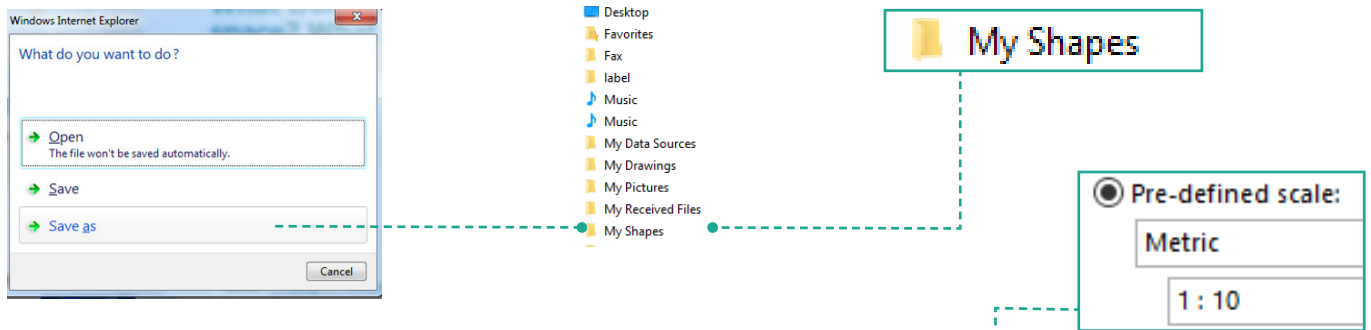
Select the Visio shape and add it in your document simply by using the drag-and-drop functionality.

Use the connection points to inter-connect the products and position the product at the desired location.

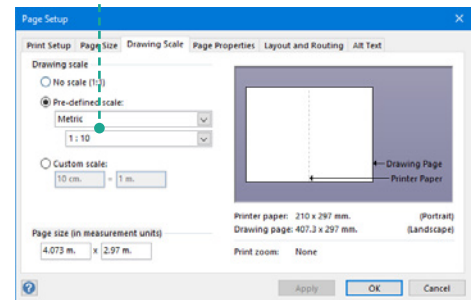
The shapes automatically snap-in.

How to start

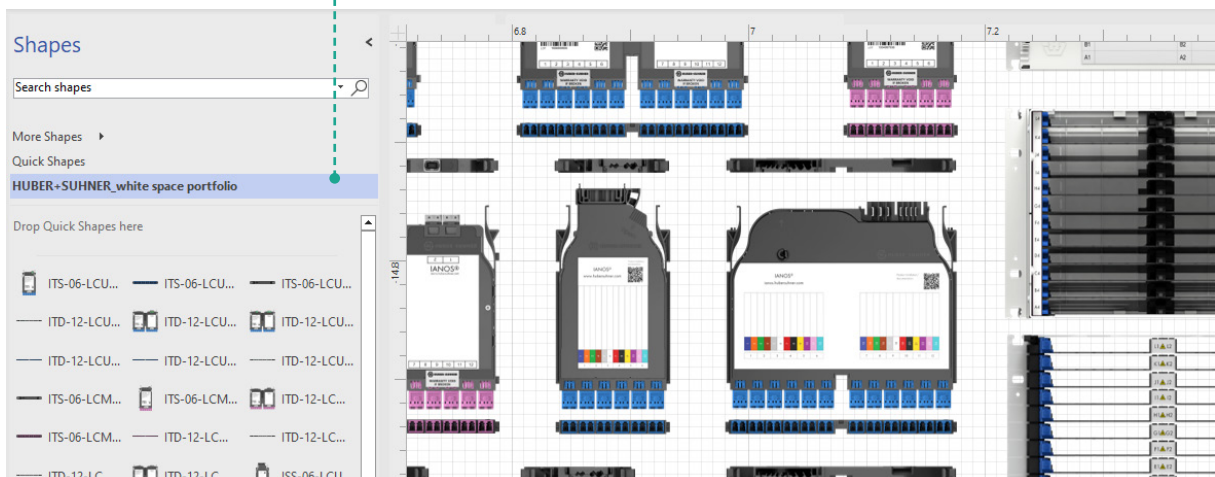
Download the stencils, select “Save as” and choose the file “My shapes” to save the stencils in your local drive.



Open Visio.exe (you will need a paid license), open a new file “Blank drawing”, go to “Page setup” and go with a page scale 1:10.



Then select “More Shapes” and open the folder “My shapes”, where you select the HUBER+SUHNER_white space portfolio.



Get your entire portfolio of free shapes.

Start today with the quick and easy drag-and-drop solution.

More to explore

Data center white space solutions
hubersuhner.com/en/whitespace

Contact us
hubersuhner.com/contacts

HUBER+SUHNER